

2" Teak™ Power Pack

IC Rated power pack with driver . To be used with Teak™ LED Light engines only.



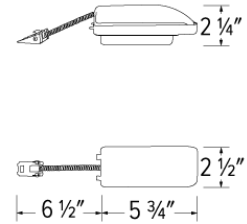
Features

- To be used with Teak™ Light Engines only
- UL Listed for direct contact with insulation
- Driver specified for 850 lumens (10.5W) or 1100 lumens (12.5W)
- Driver specified for 120V (Triac/ELV) or 120/277V (120V: 0-10V Triac/ELV, 277V 0-10V)
- Damp Location Listed, Wet Location with Wet Location Teak™ Light Engines
- JA8-2016-E, UL, and Energy Star Qualified

Specifications

Wattage	10.5W - 12.5W
Lumens	850 lm - 1100 lm
Voltage	120/277V or 120V
Dimmable	Triac/ELV, 0-10V/Triac/ELV

Dimensions



Technical Details

Construction: IC rated for direct contact with insulation. For use in IC and non-IC conditions.

Installation: Can be used in remodel applications without any additional frame. Can be used in new construction applications with E2LF1 frame.

Electrical: Driver is rated for 120V or 120/277V input. High Efficiency driver with a power factor > 0.95.

Dimmability: Option ELV/TRIAC dimming or 3 in 1 dimming: Triac, ELV and 0-10V dimming can be specified. an be specified with Lutron drivers. For a full list of dimmers refer to the Dimmer Compatibility List here: [TEAKDIMMERS](#).

Listings: UL Listed for Damp Location and for Wet Location with WET location Light Engines. UL Listed for Direct Contact with Insulation and Combustible Material.

Product Numbers

Item	Lumens	Watts	Voltage	Dimming
E2L08RIC	850 lm	10.5W	120V	Triac/ELV
E2L11RIC	1100 lm	12.5W	120V	Triac/ELV
E2L08RICD	850 lm	10.5W	120/277V	0-10V/Triac/ELV
E2L11RICD	1100 lm	12.5W	120/277V	0-10V/Triac/ELV

Product Number Builder Example: E2L08RIC

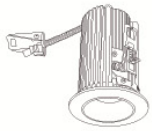
2" IC Remodel Power Pack	Lumens	Dimming
E2L	<input type="text"/> 08 850 lm 11 1100 lm	<input type="text"/> RIC Triac/ELV RICD 0-10V/Triac/ELV

Compatible Products



For use with 2" Teak™ IC Remodel Power Pack

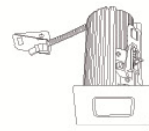
2" Teak™ LED Light Engines



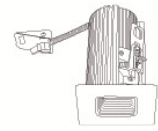
E2L10 Series
Round Reflector
Finishes:
(W, BZ, B, C, H, BB)



E2L14 Series
Round Baffle
Finishes:
(W, BZ, B, BB)



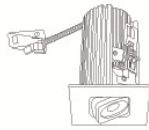
E2L13 Series
Square Reflector
Finishes:
(W, BZ, B, C, H, BB)



E2L15 Series
Square Baffle
Finishes:
(W, BZ, B, BB)



E2L18 Series
Round Adjustable
Finishes:
(W, BZ, BB)



E2L19 Series
Square Adjustable
Finishes:
(W, BZ, BB)



E2L97 Series
Pull Down
Finishes:
(W, BZ, BB)

PRODUCT NUMBER BUILDER

Teak™ Light Engine	Style	Beam Angle	Color Temperature	Finish
E2L				
	10 Round Reflector	F 38° (Standard)	27 2700K	W All White
	14 Round Baffle	NF 28°	30 3000K	BZ All Bronze
	13 Square Reflector	WF 60°	35 3500K	B Black w/ White Ring
	15 Square Baffle		40 4000K	C Chrome w/White Ring
	18 Round Adjustable			H Haze w/White Ring
	19 Square Adjustable			BB All Black
	97 Pull Down			

PLASTER FRAMES FOR REMODEL POWER PACKS



Plaster Frame
Single Cutout

CAT NO.
E2LF1



Plaster Frame
Multiple Cutout

CAT NO.	SPECIFICATIONS
E2LF1-M2	2 Set
E2LF1-M3	3 Set
E2LF1-M4	4 Set
E2LF1-M5	5 Set

*For row mounting fixtures